HGP Open Part Number	Schematic Drawing #	Approx Weight (LBS)
HGP0003AW0S0000	29597-S	36
HGP0003AW0C0000	29597	40
HGP0003AW0S1000	29597-PQ3	38
HGP0003AW0C1000	29597-PQ2	43

HGP Part Number	HorsePower (HP)	kVar	Harmonic	Voltage (V)	Hz.	Phase
HGP0003AW----	3	0.87	5th	480	60	3

Note: For Torque Information
See IOM Manual

HGP Eclosed Type 1 Part Number	Schematic Drawing #	Approx Weight (LBS)
HGP0003AW1S0000	29597-S	61
HGP0003AW1C0000	29597	65
HGP0003AW1S1000	29597-PQ3	63
HGP0003AW1C1000	29597-PQ2	68

Customer Connections.
L1, T1, L2, T2, L3, T3
Wire Range: 18 AWG to 4 AWG.

Ground Lug
Wire Range: 1/0 to 14 AWG.

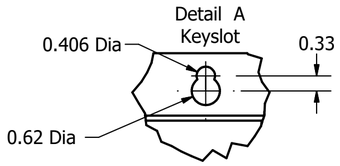

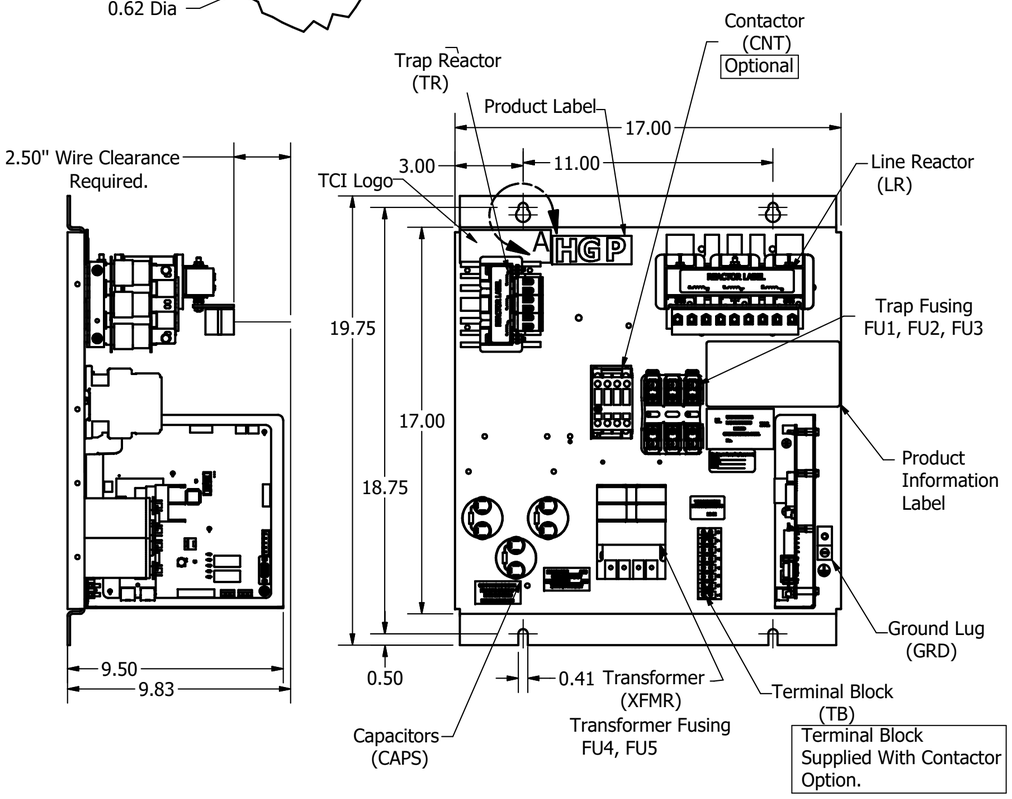

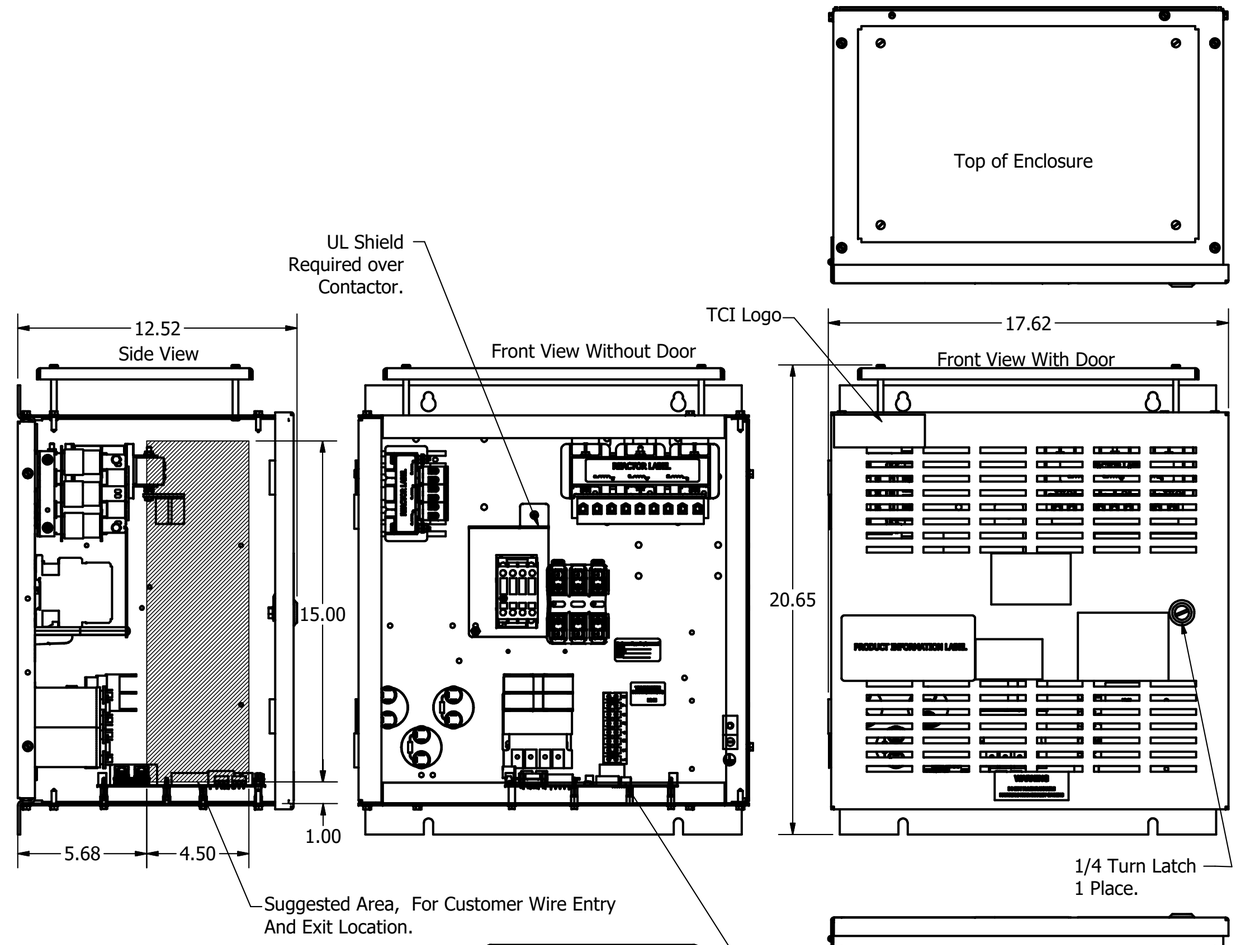

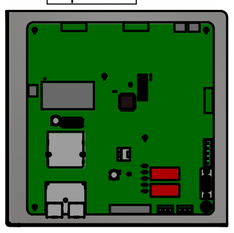

PQConnect Board
Optional

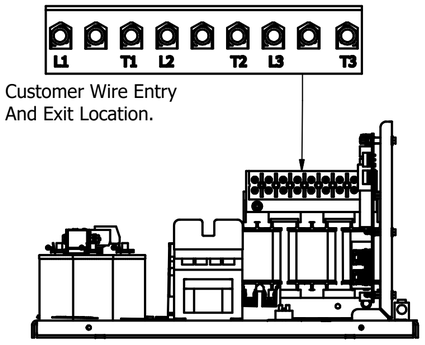

Customer Wire Entry
And Exit Location.

Note: Customer is responsible
for proper cooling of filter
components on open panels.
Capacitors Maximum Ambient 50°C.

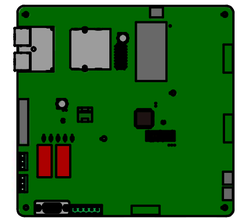

PQConnect Board
Mounted on Bottom of
Enclosure.
Optional

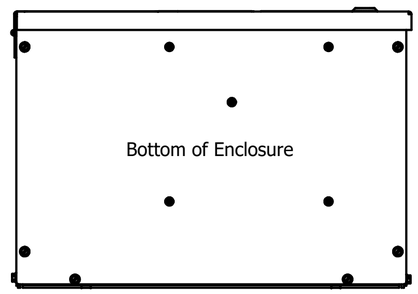

HGP0003AW-----				
Components	0S0000/1S0000	0C0000/1C0000	0S1000/1S1000	0C1000/1C1000
Line Reactor (LR)	X	X	X	X
Trap Reactor (TR)	X	X	X	X
Capacitor (Cap)	X	X	X	X
Trap Fusing, FU1, FU2, FU3	X	X	X	X
Contactor (CNT)		X		X
Transformer (XFMR)	X	X	X	X
XFMR Fusing, FU4, FU5	X	X	X	X
PQConnect Board			X	X

Customer Is Responsible For Installation to
Meet All National And Local Electrical Codes.

Material(s) Shall be RoHS Compliant

TCI, LLC CLAIMS PROPRIETARY RIGHTS IN THE MATERIAL HEREIN DISCLOSED. IT IS SUPPLIED WITHOUT PREDJUDICE TO ANY PATENT RIGHTS OF TCI AND MAY NOT BE REPRODUCED OR USED TO MANUFACTURE ANYTHING SHOWN THEREIN WITHOUT WRITTEN PERMISSION FROM TCI.

NO	REVISION	DATE	BY
C	As Designed	6/11/18	DSW

TOLERANCES (EXCEPT AS NOTED)
DECIMAL
.XX ± .25
.XXX ± .10
FRACTIONAL
± 1/16
ANGULAR
± 1°

TCI
W132 N10611 Grant Drive
Germantown, WI 53022

HarmonicGuard Passive
HGP, 3HP, 480/3/60, Open and Type 1.

DRN. BY: DSW
DATE: 6/11/18
SCALE: 1/8
APRVD:
SIZE: C
106315DG
SHT.1 OF 1